

# CHICAGO'S BUS FRIENDLY STREETS: ROUTE REPORT CARDS

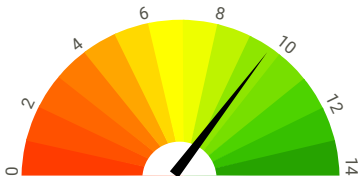
## 49 WESTERN

D

WARDS INCLUDE  
1,12,14,15,16,17,18,25,26,27,28,32,33,40,47

RIDERSHIP 16,502 /DAY  
FREQUENCY ABOUT 8 /HOUR

### Average Speed of 9.9 MPH



C

### Approximately 13.2% of buses bunched

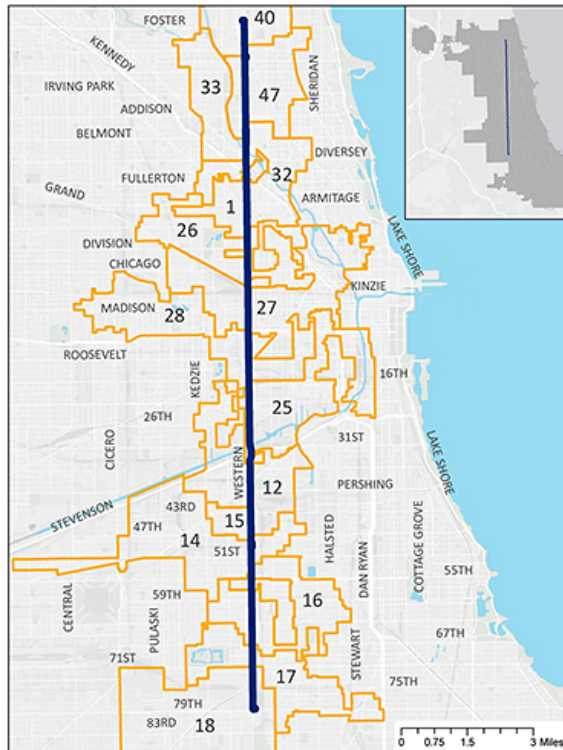



F

### Slowest Segment



### Most Bunching



### Solution: Prioritize Buses on City Streets

Every day, Chicagoans take 826,322 rides on our city's buses, connecting them to jobs, schools, healthcare, and other services while taking up far less space than cars. Too often these buses are getting stuck in traffic and service is slow and unreliable. Ways to improve bus service now:



Add more bus lanes with effective and equitable enforcement



Speed up boarding with tap and go payment at all doors



Give buses priority at traffic lights



TransitCenter

Interested in this methodology? Want to learn more about the campaign? Go to [activetrans.org/busreportcards](http://activetrans.org/busreportcards) or contact **Julia Gerasimenko** at [julia@activetrans.org](mailto:julia@activetrans.org) or 312-216-0489. #backonthebus