

# CHICAGO'S BUS FRIENDLY STREETS: WARD REPORT CARDS

## 16 BUS ROUTES WITH 18,799 TOTAL WEEKDAY RIDES

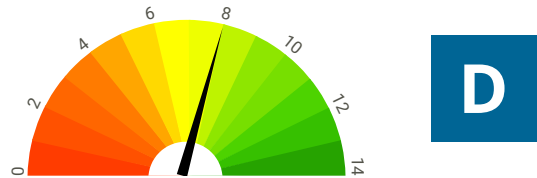
### 47TH WARD

# D

### Highest Ridership



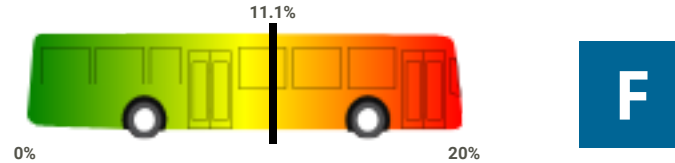
### Average Speed of 8.2 MPH




### Slowest Buses



### Approximately 11.1% of buses bunched



### Most Bunching



### Typical Wait Time



### Solution:

### Prioritize Buses on City Streets

Every day, Chicagoans take 826,322 rides on our city's buses, connecting them to jobs, schools, healthcare, and other services while taking up far less space than cars. Too often these buses are getting stuck in traffic and service is slow and unreliable.

Ways to improve bus service now:



Add more bus lanes with effective and equitable enforcement

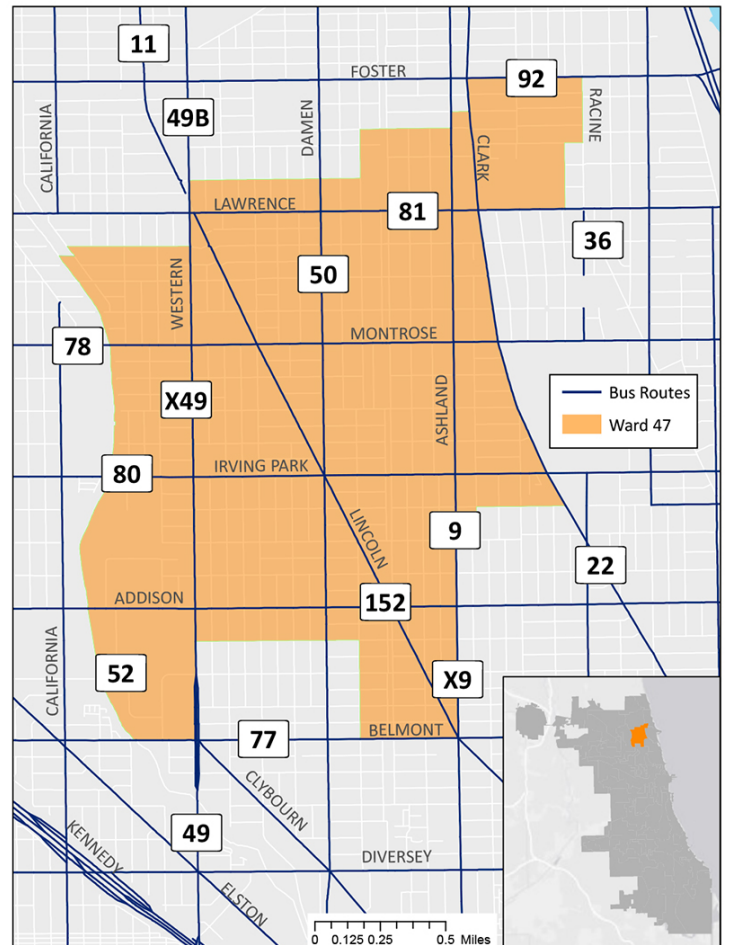


Speed up boarding with tap and go payment at all doors



Give buses priority at traffic lights

Interested in this methodology? Want to learn more about the campaign? Go to [activetrans.org/busreportcards](http://activetrans.org/busreportcards) or contact **Julia Gerasimenko** at [julia@activetrans.org](mailto:julia@activetrans.org) or 312-216-0489. #backonthebus



## TransitCenter