

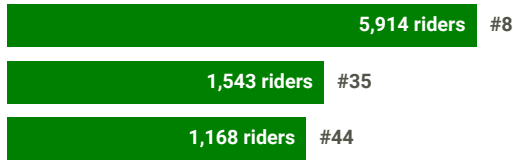
CHICAGO'S BUS FRIENDLY STREETS: WARD REPORT CARDS

17 BUS ROUTES WITH 13,318 TOTAL WEEKDAY RIDES

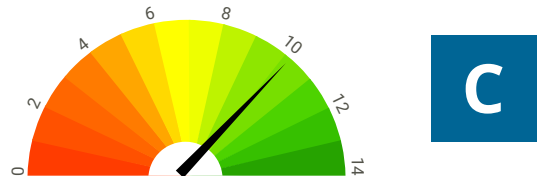
11TH WARD

C

Highest Ridership



Average Speed of 10.4 MPH




Slowest Buses



Approximately 9.6% of buses bunched



Most Bunching



Typical Wait Time



Solution:

Prioritize Buses on City Streets

Every day, Chicagoans take 826,322 rides on our city's buses, connecting them to jobs, schools, healthcare, and other services while taking up far less space than cars. Too often these buses are getting stuck in traffic and service is slow and unreliable.

Ways to improve bus service now:



Add more bus lanes with effective and equitable enforcement

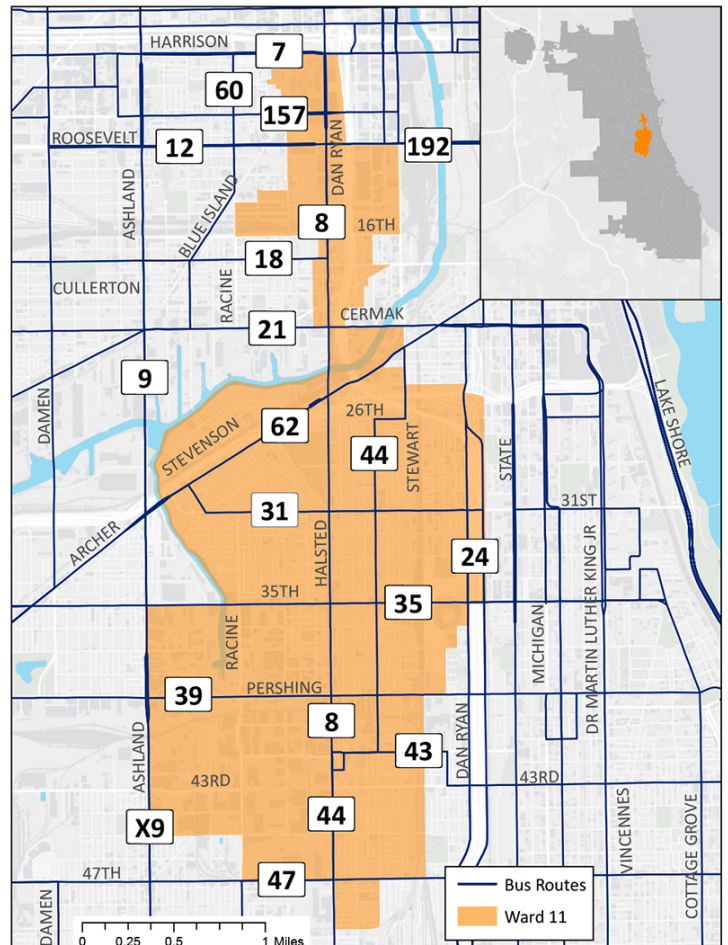


Speed up boarding with tap and go payment at all doors



Give buses priority at traffic lights

Interested in this methodology? Want to learn more about the campaign? Go to activetrans.org/busreportcards or contact **Julia Gerasimenko** at julia@activetrans.org or 312-216-0489. #backonthebus



TransitCenter